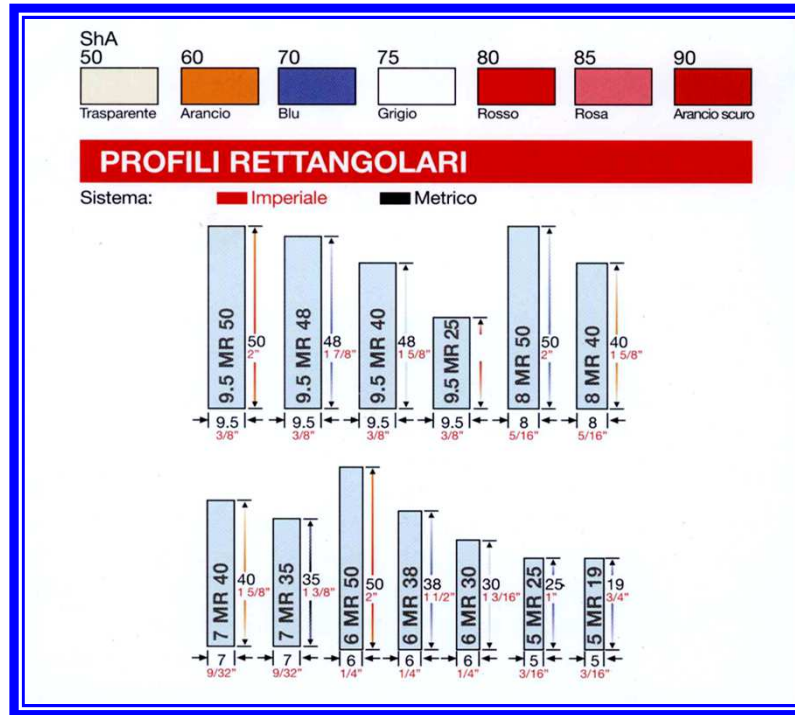


- Alta resistenza ai solventi
- Spessore e durezza della racla costante e uniforme
- Ottima resistenza all'abrasione e all'umidità

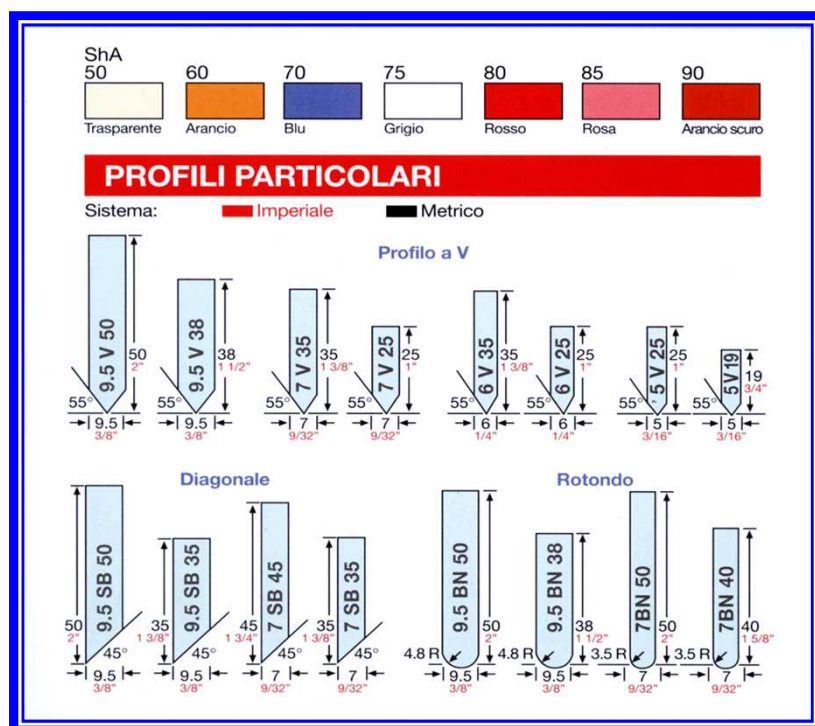


## PROFILO RETTANGOLARE







	DESCRIZIONE	LUNG.
<span style="color:blue">■</span>	GOMMA WOLKOLAN 50X9 – 70 SH BLU	MT. 3,66
<span style="color:gray">■</span>	GOMMA WOLKOLAN 50X9 – 75 SH BIANCA/GRIGIA	MT. 3,66
<span style="color:red">■</span>	GOMMA WOLKOLAN 50X9 – 80 SH ROSSA	MT. 3,66
<span style="color:pink">■</span>	GOMMA WOLKOLAN 50X9 – 85 SH ROSA	MT. 3,66
<span style="color:blue">■</span>	GOMMA WOLKOLAN 5X25 – 70 SH BLU	MT. 3,00
<span style="color:gray">■</span>	GOMMA WOLKOLAN 5X25 – 75 SH BIANCA/GRIGIA	MT. 1,50 - 3,00
<span style="color:red">■</span>	GOMMA WOLKOLAN 5X25 – 80 SH ROSSA	MT. 3,00
<span style="color:pink">■</span>	GOMMA WOLKOLAN 5X25 – 85 SH ROSA	MT. 3,00

## TRIPLO STRATO

<span style="color:green">■</span>	GOMMA WOLKOLAN 50X9 – 75-95-75 SH VERDE-BIANCA-VERDE	MT. 3,66
<span style="color:red">■</span>	GOMMA WOLKOLAN 50X9 – 65-95-65 SH ROSSA-BIANCA-ROSSA	MT. 3,66



## PROFILO "v" - a punta

	DESCRIZIONE	LUNG.
	GOMMA WOLKOLAN 50V9 – 75 SH BIANCA/GRIGIA	MT. 1,83
	GOMMA WOLKOLAN 50V9 – 85 SH ROSA	MT. 1,83
	GOMMA WOLKOLAN 5V25 – 70 SH BLU	MT. 1,50 – 3,00
	GOMMA WOLKOLAN 5V25 – 75 SH BIANCA/GRIGIA	MT. 1,50 – 1,83 – 3,00
	GOMMA WOLKOLAN 5V25 – 80 SH ROSSA	MT. 1,83 – 3,66
	GOMMA WOLKOLAN 5V25 – 85 SH ROSA	MT. 1,50 – 1,83 – 3,00



Via Fernando Santi, 15 - 20056 TREZZO SULL'ADDA (MI)  
**J Phone** 02.90962356 ✉ info@colorflexrli.it  
 Part. IVA: IT 06828240967 – Cod. Fisc. 06828240967